



WELCOME
to
PEEKABOO MUSIC ACADEMY

钢琴自弹自唱工作坊
Keyboard Level 1
Chapter 1

Time Signature
Name Of Key / Note
Chord & Bass
刚好遇见你 - 李玉刚






TIME SIGNATURE

Notational convention used to specify how many beats are to be contained in each measure and which note value is equivalent to one beat.

Eg.

4
4



Number of beats in a bar

Type of beats in a bar

|1234|

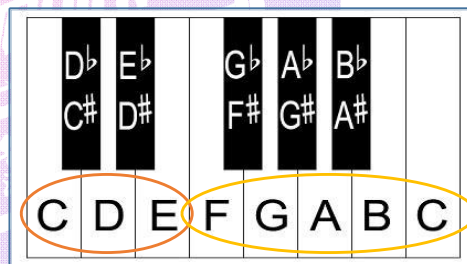
What kind/type?

Eg. 2 = minim 4 = crotchet 8 = quaver

- 4 crotchet beats in a bar |1234|1234|

NAME OF KEY / NOTE

- White Key & Black Key (Let's focus on white key first).
- C (or C Major) is the most basic note.
- Now tell me where are "F", "D", "A" notes.



Chopstick

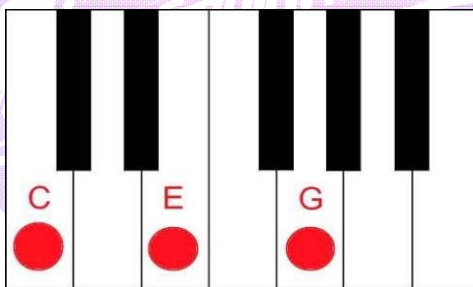
Fork

CHORD (RIGHT HAND)

- A chord is any harmonic set of pitches consisting of two or more notes that sound simultaneously.
- In piano / keyboard, chord is formed in 1,5 or 1,3,5. For eg: C Major

Chord:

C MAJOR

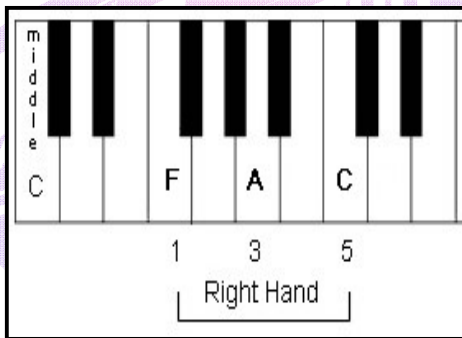


EXERCISE 1 (PLAYING CHORDS)

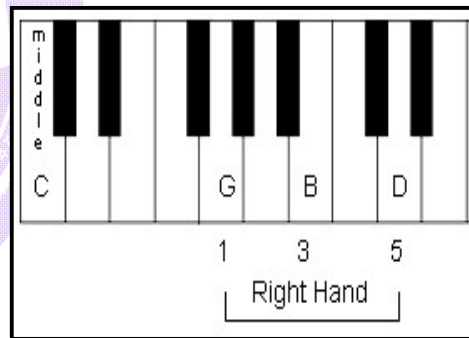


- Please play F (or F Major) chord and G (or G Major) chord.

F MAJOR



G MAJOR



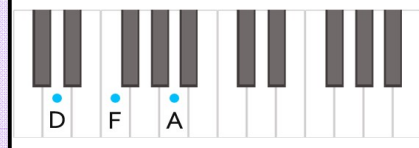
CHORDS WITH WHITE KEYS ONLY

C, Dm (D minor), Em (E minor), F, G, Am (A minor)

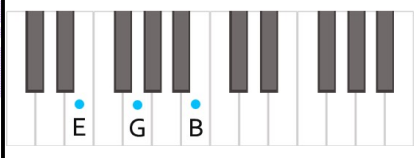
A ≠ Am
D ≠ Dm

small letter "m" (Am) = minor

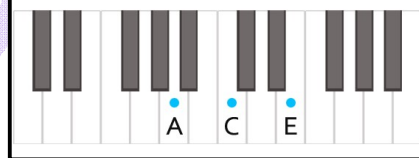
Dm



Em



Am



SUMMARY

Meaning Cm, D, E, Fm, Gm, A, B, Bm chords involve BLACK KEYS, these chords will be learned in Chapter 3.

Major Chord: C D E F G A B

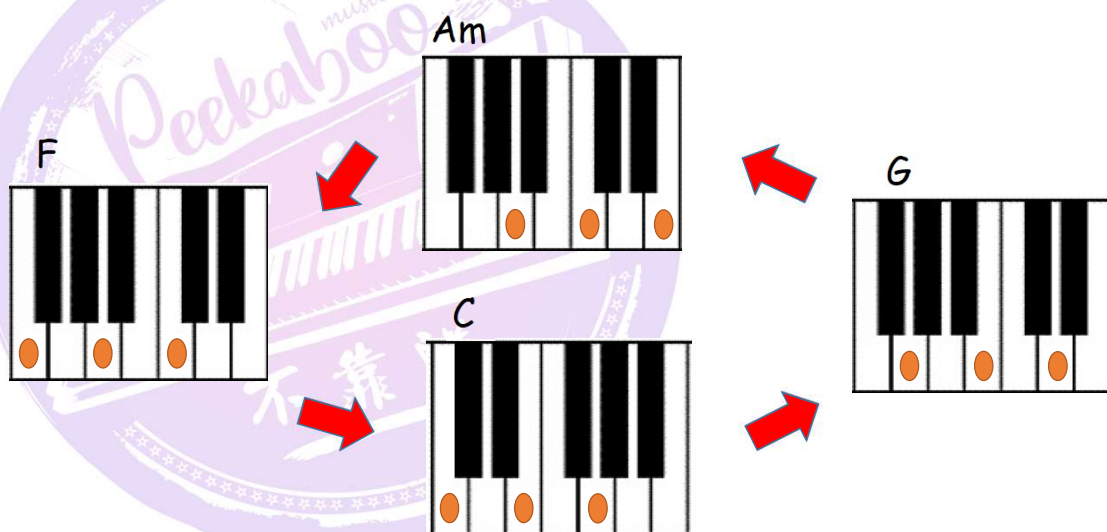
Minor Chord: Cm Dm Em Fm Gm Am Bm

LET'S PRACTISE!

Exercise 1 : | C | Dm | Em | F | G | Am |

Exercise 2 : | C Dm | Em F | G Am |

EXERCISE 2 (play chords by using right hand only, with time signature 4/4)



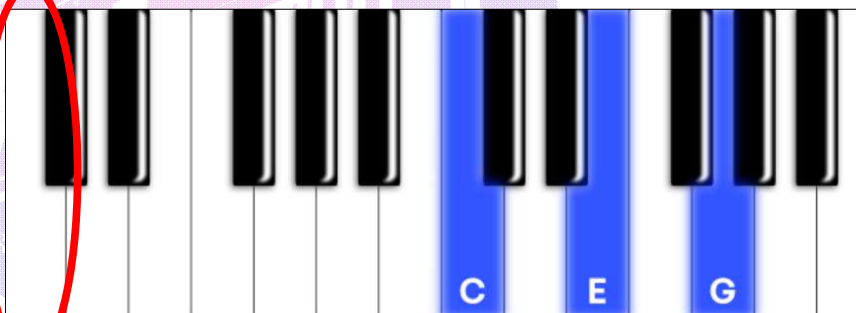
LET'S PRACTISE!

Sing and play the below songs (either 1) by using your right hand only.

你的答案	Faded	If I Die Young
晴天	Zombie	Apologize
芒种	It's My Life	Say Something
来自天堂的魔鬼	All Of Me	Complicated
夜空中最亮的星	飘向北方	山海
烟火里的尘埃	刚好遇见你	病变
平凡之路	让我留在你身边	无名之辈

BASS NOTE (USING LEFT HAND)

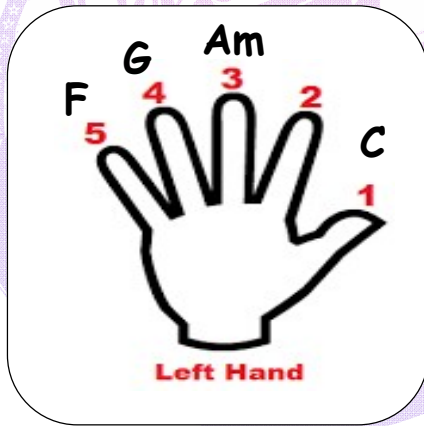
- The bass note is the root of the chord (in root position).
- After you've memorized all the chords for your right hand, you can play the bass note on your left hand in a lower octave.



BASS NOTE (USING LEFT HAND)

Type 1:
play bass note in single note

Type 2:
play bass note in one octave



EXERCISE 3 (CHORD + BASS)

(play chord by using both hand, with time signature 4/4)

A diagram illustrating Exercise 3, showing chord progressions and fingerings. The chords shown are F, Am, C, and G. A hand diagram with finger numbers (1-5) and chord labels (G, Am, F, C) is included. Red arrows indicate the sequence of chords: F → Am → C → G.

EXERCISE 4 (WHITE KEY CHORD)

Am = A C E F =

C = G =

Dm = Em =



Let's Play
刚好遇见你 - 李玉刚!



SCAN ME

Preview Chapter 2

Chord Inversion

Close Voicing

光年之外 - 邓紫棋



SCAN ME